

<b>Model</b>	J3 Roll Feeder	<b>Volt/Hz</b>	<b>Date of Modification</b>	<b>Serial Number</b>
<b>Modified Article</b>	Parts Catalog			
<b>Reason for Modification</b>	Parts catalog correction			

Please correct your parts catalog as follows:

1. P/N correction

Parts Catalog		Incorrect P/N	Correct P/N	Description
Page	Index No.			
5	13	A4542592	A4542593	Paper Size Indicator (Hoechst)
3	19	A4545596	A4545586	Reinforcement Plate

2. Not listed

Please add the following part to your parts catalog:

Parts Catalog		P/N	Description	Draw No.
Page	Index No.			
13	* 27	A4541236	Harness Fixing Plate	1

\* New Index

3. Not used

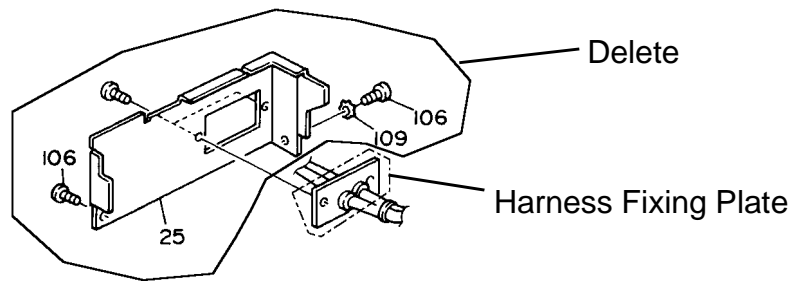
Please delete the following part from your parts catalog:

Parts Catalog		P/N	Description	Draw No.
Page	Index No.			
13	25	A4541361	Right Lower Rear Cover	1

**DETAILS OF MODIFICATION**

4. Illustration correction

Please correct the illustration of your parts catalog on page 12 (Drawing No. 1).



Drawing No.1

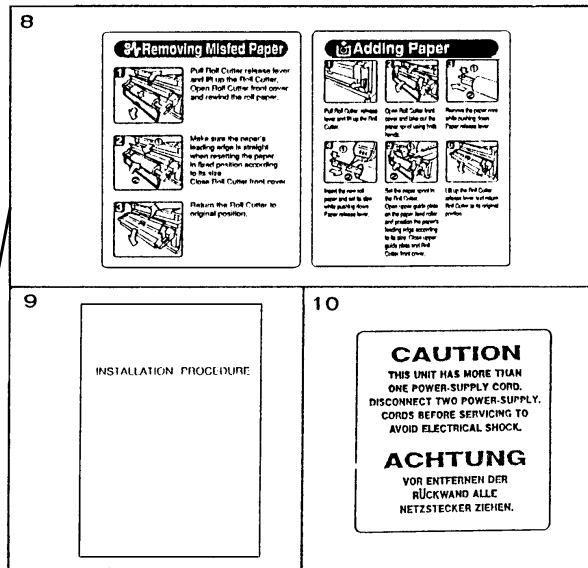
S. Hamano, Assistant General Manager  
Technical Support Department

MODEL NAME	V/Hz	DESTINATION	CODE	SERIAL NUMBER
HOECHST ROLL FEEDER EF3000	220,230,240/50	EUROPE	A454-41	/
REGMA 916 ROLL FEEDER	220,230,240/50	EUROPE	A454-42	
RICOH ROLL FEEDER TYPE 830	220, 23,240/50	EUROPE etc.	A454-43	
K + E 7036RF	115/60	USA, CANADA	A454-53	

Model	J3 Roll Feeder	Volt/Hz	Date of Modification	Serial Number
Modified Article	Parts Catalog (Ricoh U. S. A. version only)			
Reason for Modification	Parts catalog correction			

1. Illustration Correction

Please delete the following illustration in your parts catalog on page 22.



Delete  
Page 22

S. Hamano, Assistant General Manager  
Technical Support Department

MODEL NAME	V/Hz	DESTINATION	CODE	SERIAL NUMBER
RICOH ROLL FEEDER TYPE 830	115/60	USA, CANADA	A454-17	/
<del>HOECHST ROLL FEEDER EF3000</del>	220,230,240/50	EUROPE	A454-41	
<del>REGMA 916 ROLL FEEDER</del>	220,230,240/50	EUROPE	A454-42	
<del>RICOH ROLL FEEDER TYPE 830</del>	220, 23,240/50	EUROPE etc.	A454-43	
<del>K+ E 7036RF</del>	115/60	USA, CANADA	A454-53	

<b>Model</b>	J3 Roll Feeder	<b>Volt/Hz</b>	<b>Date of Modification</b>	<b>Serial Number</b>
<b>Modified Article</b>	Parts Catalog (K+E only)			
<b>Reason for Modification</b>	Parts Catalog Correction			

Parts Number Correction  
Please correct your parts catalog as follows:

Incorrect P/N	Correct P/N	Description	Q'ty Used	Inter-changeability	Parts Catalog	
					Index No.	Page
A4542702	A4542704	Paper Spool Unit	1 → 1	X/O	*	7

S. Hamano, Assistant General Manager  
Technical Support Department

MODEL NAME	V/Hz	DESTINATION	CODE	SERIAL NUMBER
<del>RICOH ROLL FEEDER TYPE 830</del>	115/60	USA, CANADA	A454-17	/
<del>HOECHST ROLL FEEDER EF3000</del>	220,230,240/50	EUROPE	A454-41	
<del>REGMA 916 ROLL FEEDER</del>	220,230,240/50	EUROPE	A454-42	
<del>RICOH ROLL FEEDER TYPE 830</del>	220, 23,240/50	EUROPE etc.	A454-43	
K+ E 7036RF	115/60	USA, CANADA	A454-53	

<b>Model</b>	J3 Roll Feeder	<b>Volt/Hz</b>	<b>Date of Modification</b>	<b>Serial Number</b>
<b>Modified Article</b>	Parts Catalog	No serial number cut-in information		
<b>Reason for Modification</b>	Parts Catalog Correction			

Incorrect P/N	Correct P/N	Description	Parts Catalog	
			Index No.	Page
A454-2548	A454-3548	Base Plate - Paper Feed	30	5

M. Iwasa, Manager  
 Technical Support Department



<b>Model</b>	J3 Roll feeder	<b>Volt/Hz</b>	<b>Date of Modification</b>	<b>Serial Number</b>
<b>Modified Article</b>	Parts Catalog	No serial number cut-in information.		
<b>Reason for Modification</b>	Parts Catalog Correction.			

The part number for the Base Plate - Paper Feed of the A454-17, -53 models is missing from the parts catalog. Please add the part number A454-3548 to your parts catalog.

Old P/N	New P/N	Description	Q'ty Used	Inter-change-ability	Parts Catalog	
					Index No.	Page
	A4543548	Base Plate - Paper Feed	1 → 1	—	30	5

( A454-17, -53 only)

M. Iwasa, Manager  
 Technical Support Department

## Number Correction

The bulletin number has been corrected. (RA454005 → RA454006).

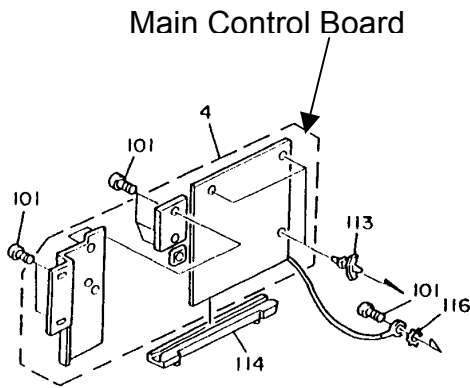
Model: J3 Roller Feeder		Date: 05-Apr-01	No.: MA454006
Modified Article: Parts Catalog		Prepared by: F. Noguchi	
From: Technical Services Dept., GTS Division			
Reason for Modification:	<input checked="" type="checkbox"/> Parts catalog correction	<input type="checkbox"/> Vendor change	<input type="checkbox"/> To meet standards ( )
	<input type="checkbox"/> To facilitate assembly	<input type="checkbox"/> To improve reliability	
	<input type="checkbox"/> Part standardization	<input type="checkbox"/> Other	

Please correct the illustration as follows:

Note: When replacing the main control board, please use the old heat sink already in the machine (i.e. detach it from the old main control board and attach it to the new one).

### Page 10: 5.FRAME SECTION (A454)

**Incorrect**



**Correct**

